

FIT Hon Teng Limited
鴻騰六零八八精密科技股份有限公司

3Q22 Results Announcement

二零二二年第三季業績發佈會



belkin

wemo

PHYN

Disclaimer

- The information in this presentation is intended solely for informational purposes and does not constitute a recommendation regarding the securities of FIT Hon Teng Limited (the “Company”, incorporated in the Cayman Islands with limited liability under the name Foxconn Interconnect Technology Limited and carrying on business in Hong Kong as FIT Hon Teng Limited) and does not constitute and should not be considered as any form of financial or investment opinion or recommendation by the Company and its subsidiaries (together with the Company, the “Group”) or any of its affiliates or any of their directors, officers, employees, advisors, agents or representatives. The information in this presentation may not be used for any other purpose.
- The information in this presentation is subject to change without notice. Its accuracy is not guaranteed, and it may not contain all material information concerning the Group. Neither the Group nor any of its affiliates, advisors or representatives makes any representation regarding, or assumes any responsibility or liability whatsoever (in negligence or otherwise) for, the accuracy or completeness of, or any errors or omissions in, any information contained in this presentation nor for any loss howsoever arising from the use of any information in this presentation.
- The information contained in this presentation has not been independently verified. No representation or warranty, expressed or implied, is made as to, and no reliance should be placed on, the fairness, accuracy, truthfulness, completeness or correctness of, the information or opinions contained in this presentation. Neither the Company nor any of its holding companies, subsidiaries, associated undertakings, controlling persons or affiliates, nor any of their respective directors, officers, partners, employees, agents, advisers or representatives shall have any liability whatsoever (in negligence or otherwise) for any loss howsoever arising, whether directly or indirectly, from any use, reliance or distribution of this presentation or its contents or otherwise arising in connection with this presentation. It is not the intention to provide, and you may not rely on this presentation as providing, a complete or comprehensive analysis of the Group’s financial or trading position or prospects. The information and opinions contained in this presentation are provided as of November 9, 2022 and are subject to change without notice. Nothing contained in this presentation is, or shall be relied upon as, a promise or representation, whether as to the past or the future and no reliance, in whole or in part, should be placed on the fairness, accuracy, truthfulness, completeness or correctness of the information contained in this presentation, whether written or oral. Further, nothing in this presentation should be construed as constituting legal, business, tax or financial advice. Neither the Group nor any of its affiliates has independently verified, approved or endorsed the material in this presentation.
- This presentation has not been reviewed by any securities regulatory authority in any jurisdiction such as The Stock Exchange of Hong Kong Limited (“SEHK”), Securities and Futures Commission of Hong Kong or the U.S. Securities and Exchange Commission, and no such authority has determined if this presentation is truthful or complete. This presentation is for information purposes only and does not constitute or form part of an offer, solicitation or invitation of any offer, to buy or subscribe for any securities, nor should it or any part of it form the basis of, or be relied on in connection with, any contract or commitment whatsoever. Any decision to invest in any securities issued by the Company or its affiliates should be made solely on the basis of the Company’s public disclosure as made available from time to time on the website of the SEHK after seeking appropriate professional advice, and you should not rely on any information other than that contained in the aforesaid public disclosure.
- This presentation does not purport to contain all of the information that may be required to evaluate the Group or otherwise important to you and you should conduct your own due diligence and independent analysis of the Group and the data contained or referred to in this presentation.
- This presentation may not be taken or transmitted into the United States, Canada or Japan and is not for distribution, directly or indirectly, in or into the United States, Canada or Japan.
- This presentation is being made to you on the basis that you have confirmed your representation to us that you are not located or resident in the United States nor are or acting on behalf of a United States Person, as defined in Regulation S (“Regulation S”) under the U.S. Securities Act.
- The securities of the Company have not been, and will not be, registered under the U.S. Securities Act, or the securities laws of any state of the United States or other jurisdiction and may not be offered or sold within the United States or to any United States Persons.
- The Group does not undertake any obligation to provide any additional information or to update or otherwise revise this presentation or any other information otherwise made available to you. This presentation does not create an obligation on the Group to consider any offer. The provision of the information contained in this presentation shall not be taken as any form of commitment on the Group or on you to proceed with any transaction.
- This presentation may contain forward-looking statements. Such forward-looking statements, such as descriptions relating to the development of the connector industry, are based on a number of assumptions. The validity of such assumptions are affected by a number of factors, both identified and unknown, and includes factors beyond the Group’s control, and such factors may cause material deviations between the Group’s actual performance to that expressed or implied in such forward-looking statement. You are cautioned not to place undue reliance on these forward-looking statements, as these statements are subject to risks both identified and unknown, involve inherent uncertainties and speak only as of the date on which they are made, and the actual results may differ materially from those set forth in any forward-looking statements herein. Neither the Group nor any of its directors, supervisors, management, employees, agents, affiliates, advisors or representatives is responsible for updating the forward-looking statements in accordance with events or circumstances that occur after the date of this presentation.

Agenda

3Q22 Financial Overview

Guidance Update

Strategy Update

News Update

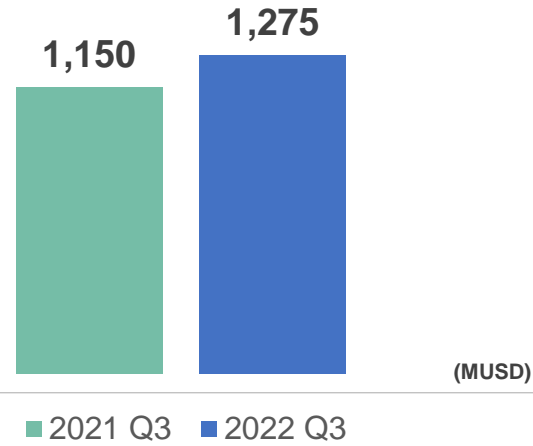
Q&A Section

3Q22 Financial Overview

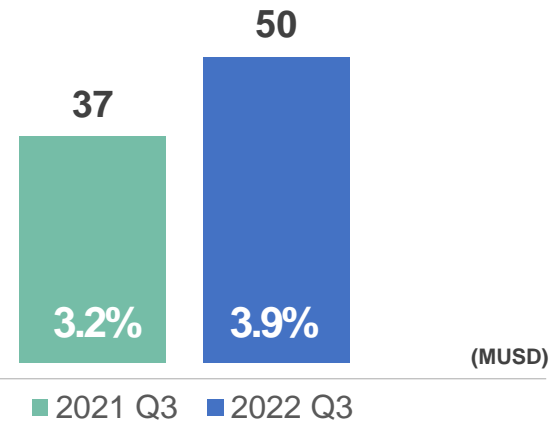
3Q22 Financial Highlight

FY2022 Q3

Revenue **+11%**

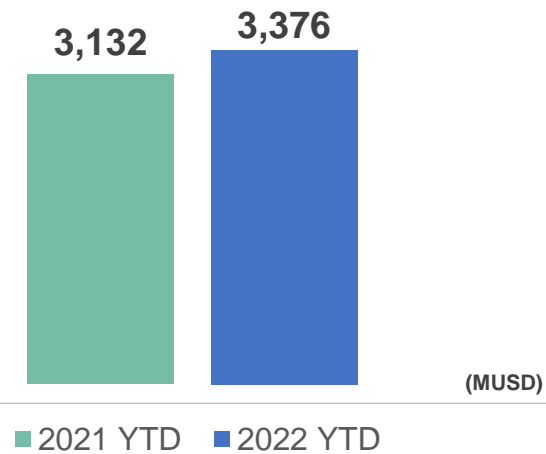


Net Income **+35%**

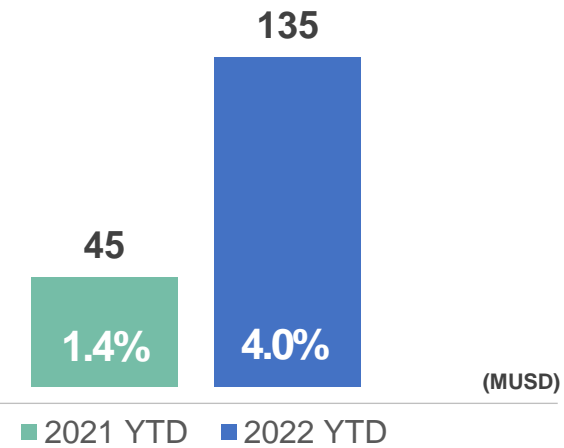


FY2022 YTD







Revenue **+8%**

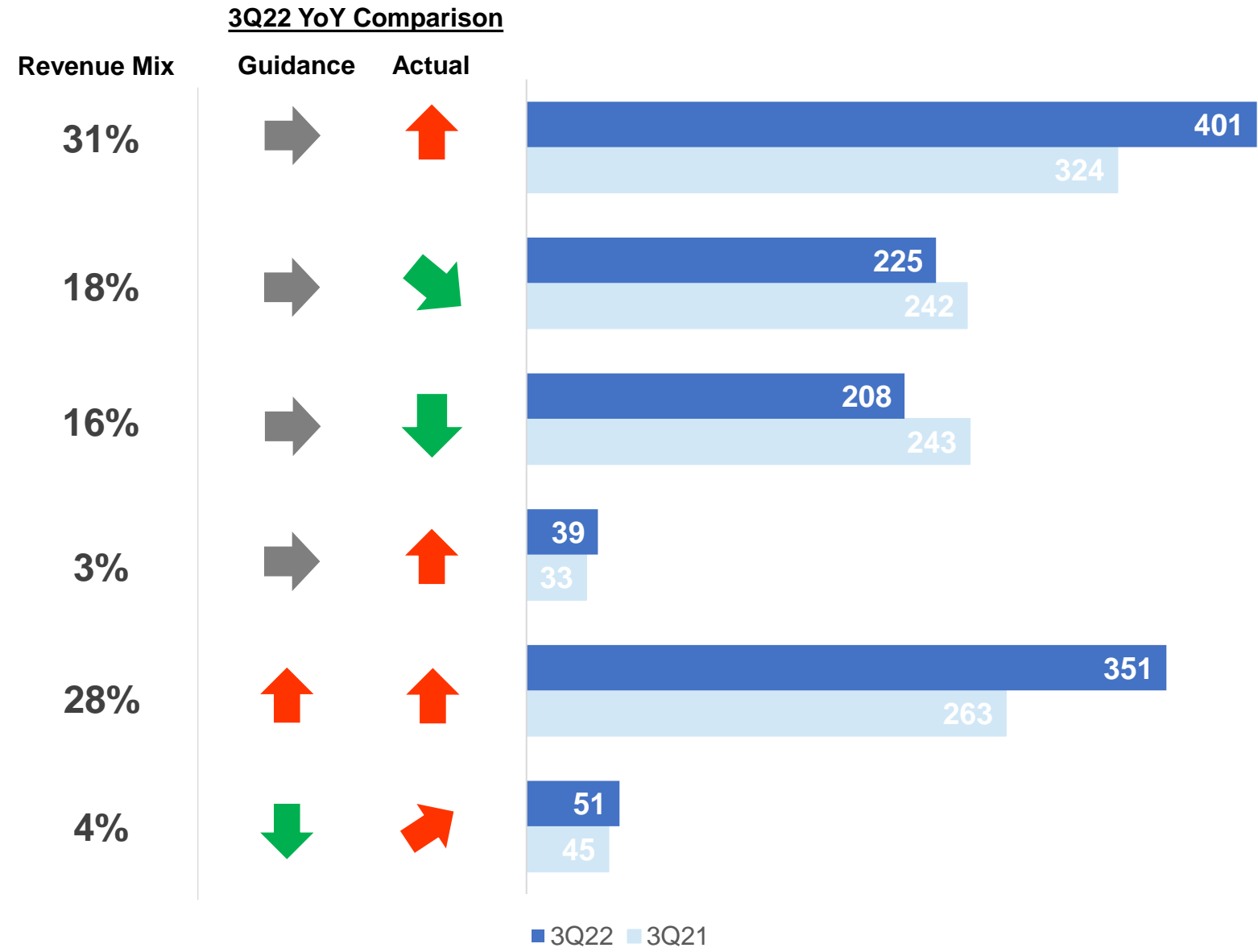


Net Income **+200%**



Segment Performance

- 
Smartphones
- 
Networking
- 
Computing
- 
EV Mobility
- 
System Products
- 
Others



Guidance Update

4Q22 Guidance



Smartphones




Networking




Computing



EV Mobility



System Products

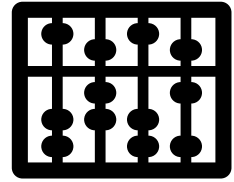


Others

4Q22 YoY



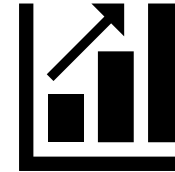
Full Year Guidance Updates



Revenue



Gross Margin



Net Profit

YoY



Previous
Guidance in
March 2022



Full Year Guidance Updates by Segment



Smartphones




Networking




Computing



Mobility



System Products



Others



YoY

Previous
Guidance in
March 2022

Mobile



Communications
Infrastructure



Computer &
Consumer Electronics



EV Mobility,
Industry & Medical



Smart Accessories



Industry & Medical





Strategy Update

2H22 3+3 Strategy Execution



EV Mobility

Growth in E-Bike battery connector & auto connectivity for Tier 1



New Generation 5G AIoT

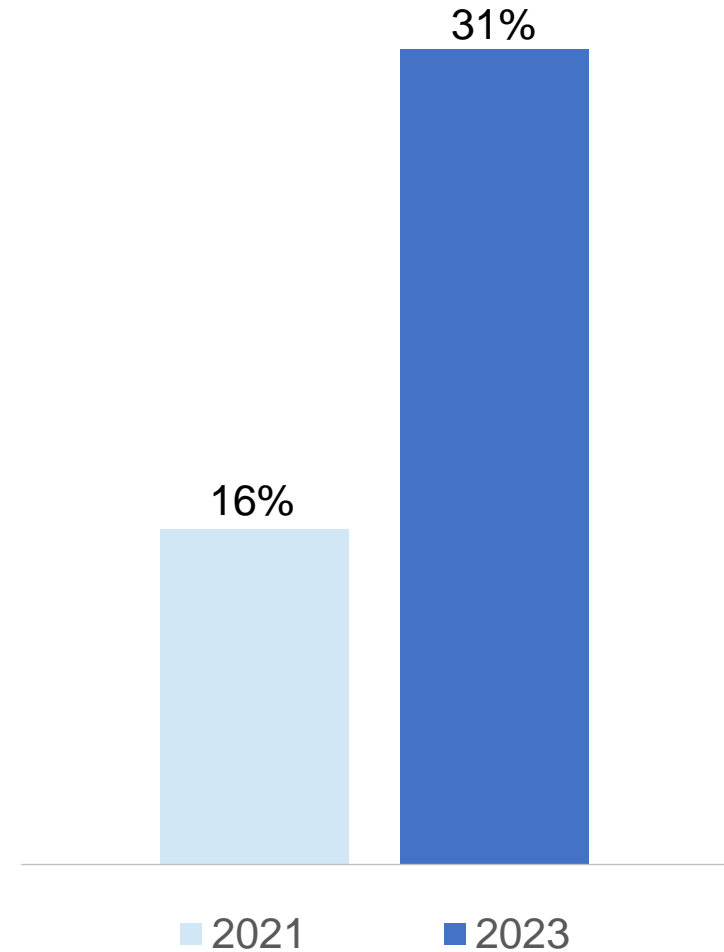
Higher margin product continuously accelerating overall gross margin ratio



Audio

Continuous growth in system products
Micro speaker component production

Revenue Mix Forecast Update





News Update

Recent Announcements



September 2022

2022-10-18 12:05

鴻騰EV產品展實力 三大面向延伸六大系列產品



香港2022年10月18日 /美通社/ -- 鴻海科技日Hon Hai Tech Day (HHTD22)在今日(10月18日)於台北熱鬧登場。FIT鴻騰精密科技(簡稱 FIT, 港股交易代碼: 6088)也不惶多讓, 全力配合集團政策, 以「電源管理、車聯網以及人機介面」三個面向切入連接器、系統零組件發展電動車產品, 更陸續開花結果延伸出六大系列產品。

其中, 最矚目的莫過於Smart Access 產品, FIT耕耘智慧鑰匙產品多年, FIT已搶先布局多達50多個專利, 在Digital Key 3.0標準規範上, 與重量級合作夥伴共同攜手打造Smart Access解決方案, 並以軟硬體整合服務同時兼顧資訊安全與便捷的操作, 除了提供傳統車廠高階車種產品外, 未來更能應用在共享電動車的商業模式, FIT透過科技讓啟航產生更多元的可能性。完整方案將於11月8日MIH Demo Day在台北盛大展出。

October 2022



發布時間: 2022 年 11 月 8 日

新聞稿

MIH Demo Day 必看! 鴻騰攜手 NXP 整合需時推出智慧車鑰匙方案

[台北-2022 年 11 月 8 日] 鴻海旗下鴻騰精密科技(簡稱 FIT, 港股交易代碼: 6088)攜手車用半導體廠恩智浦(NXP Semiconductors) Smart Access 產品, 透過科技讓啟航產生更多元的可能性, 完整方案將於 11 月 8 日 MIH Demo Day 在台北盛大展出。

FIT 耕耘車用智慧鑰匙產品多年, 目前已搶先布局多達 50 多個專利, 在 Digital Key 3.0 標準規範上, 與重量級合作夥伴 NXP 共同攜手打造 Smart Access 解決方案。對消費者而言, 在保障車主資產安全的同時, 也能透過智慧科技帶來更多便捷的操作。對車廠而言, FIT 將提供更加簡潔的硬體佈建與軟體整合服務。

鴻騰長期專注於精密電子元件製造, 以「電源管理、車聯網以及人機介面」三個面向切入連接器、系統零組件發展電動車產品, 更陸續開花結果延伸出六大系列產品, 除了上述提及的 Smart Access 外, 還包括了高速連接器解決方案(High Speed Interconnect)與高壓連接器解決方案(High Voltage Interconnect)。現有車身充電插座產品為智能充電解決方案(Charging Port Solution), 發揮 FIT 優秀的設計與製造工藝, 以科技帶來安全性與實用性外, 更兼顧美學、與車身融為一體。而車內無線充電解決方案則是結合 FIT 既有技術與乘車應用場所打造的便捷產品。智慧天線(Integrated Antenna)則是發揮 FIT 長期資通訊產業的專長與產品設計的能力, 提供車聯網的基礎設施。FIT 在布局 EV 產品多年, 成果豐碩, 未來將在車用領域持續為客戶帶來優異設計的解決方案!

November 2022

Q&A section

THANK YOU!



belkin

wemo

PHYN

Foxconn Interconnect Technology Limited (Incorporated in the Cayman Islands and carrying on business in Hong Kong as FIT Hon Teng Limited)

鴻騰精密科技股份有限公司 (於開曼群島成立，並以鴻騰六零八八精密科技股份有限公司於香港經營業務)

Appendix

Statement of Comprehensive Income

(M'USD)	3Q2022	3Q2021	YoY		2022 YTD	2021 YTD	YoY
Revenue	1,275	1,150	11%		3,376	3,132	8%
Gross Profit	207	168	23%		558	436	28%
Gross Profit Margin	16%	15%	11%		17%	14%	19%
Operating Profit	70	24	192%		158	20	690%
Profit before Tax	73	47	55%		180	61	195%
Income Tax Expense	(23)	(10)	130%		(45)	(16)	181%
Profit for the Year	50	37	35%		135	45	200%
Profit Attributed to :							
Owners of the Company	50	40	25%		135	49	176%
Non-controlling Interests	0	(3)	-100%		0	(4)	-100%
Basic EPS	0.71	0.59	19%		1.94	0.73	164%

Balance Sheet

(K'USD)	As of 30 Sep 2022	As of 30 Sep 2021	YoY
Cash and Cash equivalents	845,658	615,438	37%
Inventory	1,065,846	963,353	11%
Receivables	894,755	797,005	12%
Other current assets	194,025	250,215	-22%
Non-current assets	1,813,800	1,833,060	-1%
Total Assets	4,814,084	4,459,071	8%
Current Liabilities	1,854,715	2,132,184	-13%
Non-Current Liabilities	644,239	72,722	786%
Total Liabilities	2,498,954	2,204,906	13%
Equity	2,315,130	2,254,165	3%