

FIT Hon Teng Limited
鴻騰六零八八精密科技股份有限公司

2022 Results Announcement

二零二二年年度業績發佈會



belkin

wemo

PHYN

Disclaimer

- The information in this presentation is intended solely for informational purposes and does not constitute a recommendation regarding the securities of FIT Hon Teng Limited (the “Company”, incorporated in the Cayman Islands with limited liability under the name Foxconn Interconnect Technology Limited and carrying on business in Hong Kong as FIT Hon Teng Limited) and does not constitute and should not be considered as any form of financial or investment opinion or recommendation by the Company and its subsidiaries (together with the Company, the “Group”) or any of its affiliates or any of their directors, officers, employees, advisors, agents or representatives. The information in this presentation may not be used for any other purpose.
- The information in this presentation is subject to change without notice. Its accuracy is not guaranteed, and it may not contain all material information concerning the Group. Neither the Group nor any of its affiliates, advisors or representatives makes any representation regarding, or assumes any responsibility or liability whatsoever (in negligence or otherwise) for, the accuracy or completeness of, or any errors or omissions in, any information contained in this presentation nor for any loss howsoever arising from the use of any information in this presentation.
- The information contained in this presentation has not been independently verified. No representation or warranty, expressed or implied, is made as to, and no reliance should be placed on, the fairness, accuracy, truthfulness, completeness or correctness of, the information or opinions contained in this presentation. Neither the Company nor any of its holding companies, subsidiaries, associated undertakings, controlling persons or affiliates, nor any of their respective directors, officers, partners, employees, agents, advisors or representatives shall have any liability whatsoever (in negligence or otherwise) for any loss howsoever arising, whether directly or indirectly, from any use, reliance or distribution of this presentation or its contents or otherwise arising in connection with this presentation. It is not the intention to provide, and you may not rely on this presentation as providing, a complete or comprehensive analysis of the Group’s financial or trading position or prospects. The information and opinions contained in this presentation are provided as of March 15, 2023 and are subject to change without notice. Nothing contained in this presentation is, or shall be relied upon as, a promise or representation, whether as to the past or the future and no reliance, in whole or in part, should be placed on the fairness, accuracy, truthfulness, completeness or correctness of the information contained in this presentation, whether written or oral. Further, nothing in this presentation should be construed as constituting legal, business, tax or financial advice. Neither the Group nor any of its affiliates has independently verified, approved or endorsed the material in this presentation.
- This presentation has not been reviewed by any securities regulatory authority in any jurisdiction such as The Stock Exchange of Hong Kong Limited (“SEHK”), Securities and Futures Commission of Hong Kong or the U.S. Securities and Exchange Commission, and no such authority has determined if this presentation is truthful or complete. This presentation is for information purposes only and does not constitute or form part of an offer, solicitation or invitation of any offer, to buy or subscribe for any securities, nor should it or any part of it form the basis of, or be relied on in connection with, any contract or commitment whatsoever. Any decision to invest in any securities issued by the Company or its affiliates should be made solely on the basis of the Company’s public disclosure as made available from time to time on the website of the SEHK after seeking appropriate professional advice, and you should not rely on any information other than that contained in the aforesaid public disclosure.
- This presentation does not purport to contain all of the information that may be required to evaluate the Group or otherwise important to you and you should conduct your own due diligence and independent analysis of the Group and the data contained or referred to in this presentation.
- This presentation may not be taken or transmitted into the United States, Canada or Japan and is not for distribution, directly or indirectly, in or into the United States, Canada or Japan.
- This presentation is being made to you on the basis that you have confirmed your representation to us that you are not located or resident in the United States nor are or acting on behalf of a United States Person, as defined in Regulation S (“Regulation S”) under the U.S. Securities Act.
- The securities of the Company have not been, and will not be, registered under the U.S. Securities Act, or the securities laws of any state of the United States or other jurisdiction and may not be offered or sold within the United States or to any United States Persons.
- The Group does not undertake any obligation to provide any additional information or to update or otherwise revise this presentation or any other information otherwise made available to you. This presentation does not create an obligation on the Group to consider any offer. The provision of the information contained in this presentation shall not be taken as any form of commitment on the Group or on you to proceed with any transaction.
- This presentation may contain forward-looking statements. Such forward-looking statements, such as descriptions relating to the development of the connector industry, are based on a number of assumptions. The validity of such assumptions are affected by a number of factors, both identified and unknown, and includes factors beyond the Group’s control, and such factors may cause material deviations between the Group’s actual performance to that expressed or implied in such forward-looking statement. You are cautioned not to place undue reliance on these forward-looking statements, as these statements are subject to risks both identified and unknown, involve inherent uncertainties and speak only as of the date on which they are made, and the actual results may differ materially from those set forth in any forward-looking statements herein. Neither the Group nor any of its directors, supervisors, management, employees, agents, affiliates, advisors or representatives is responsible for updating the forward-looking statements in accordance with events or circumstances that occur after the date of this presentation.

Agenda

2021 Financial Overview

Strategy Update

2022 Guidance

News Update

ESG Update

Q&A Section

Financial Highlight

2022 Financial Highlight

REVENUE

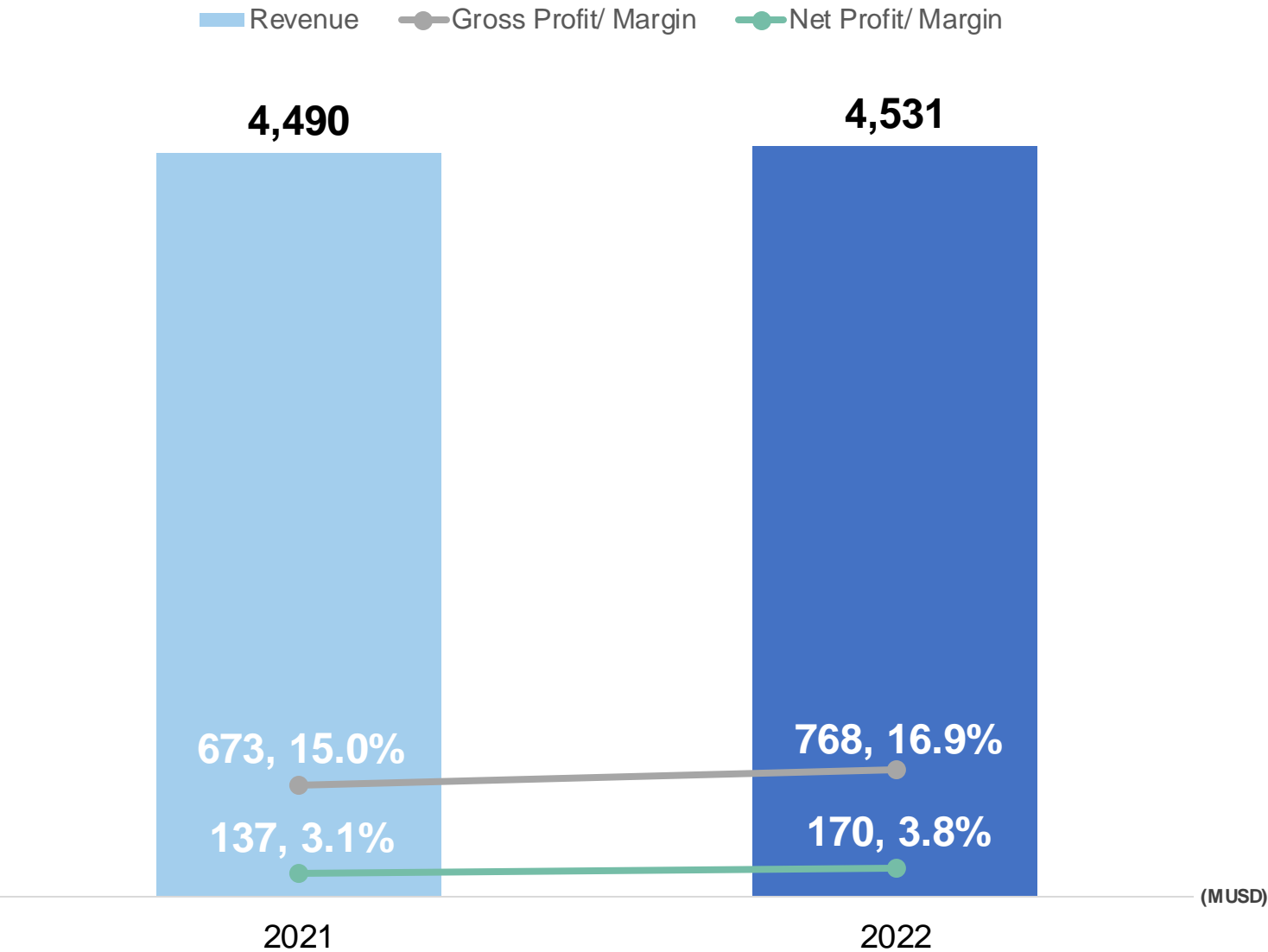
+0.9%

GROSS PROFIT

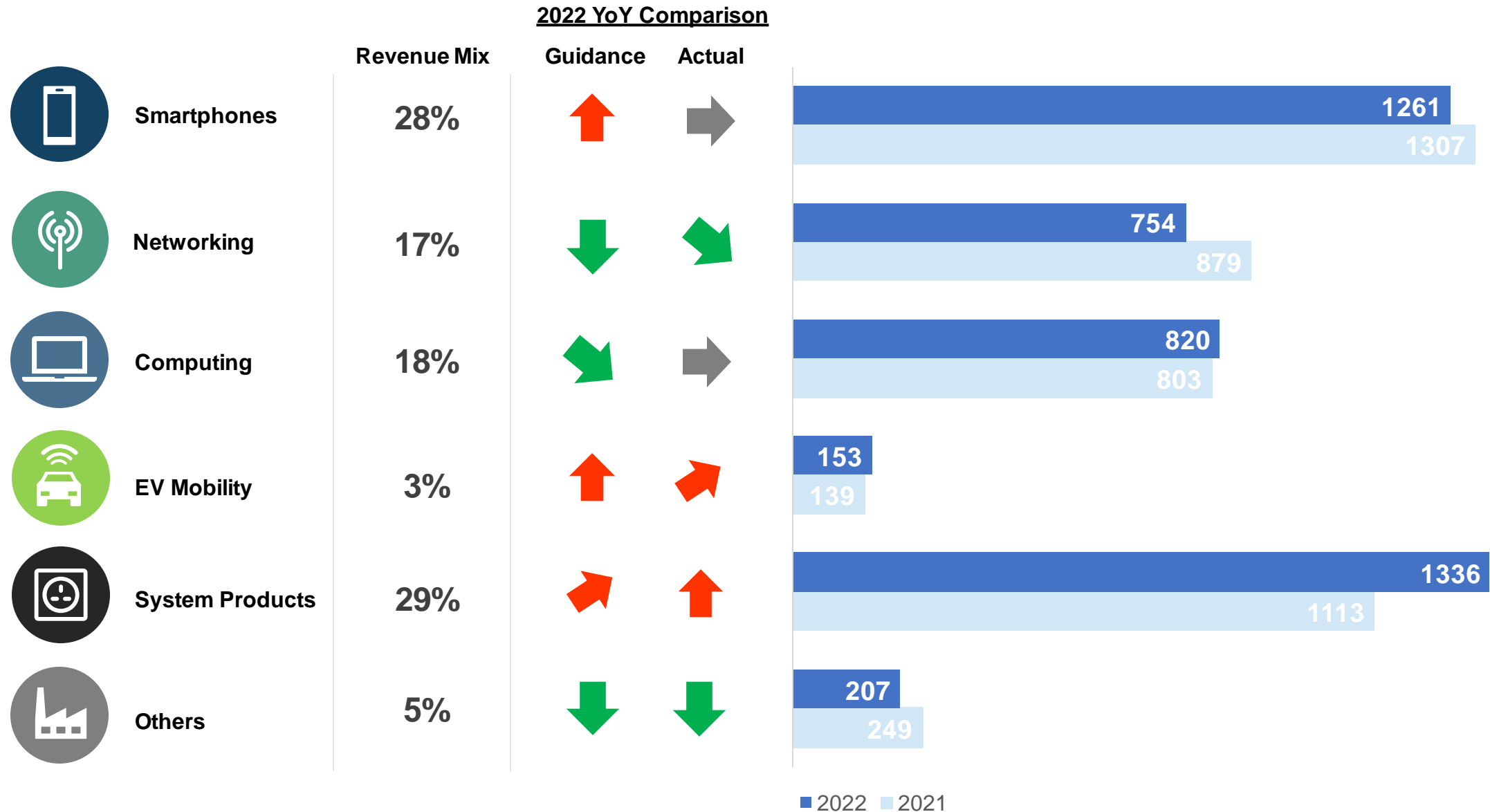
+14%

NET INCOME

+24%



2022 Segment Performance



Strategy Updates

2022 3+3 Strategy Execution



EV Mobility

- Continuous growth in
 - 1) Tesla CPD
 - 2) E-Bike battery connector
 - 3) Auto connectivity for Tier 1
- New Product Innovation – Red Dot Design awarded E-Bike component shipment



New Generation 5G AIoT

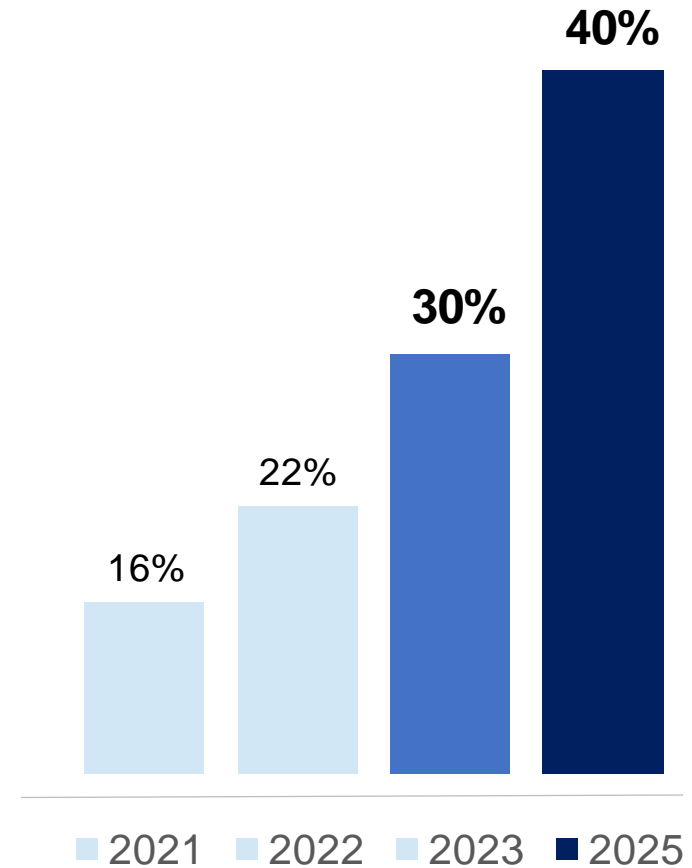
- Margin growth driven by Starlink cable launch
- Higher margin product continuously accelerating overall gross margin ratio



Audio

- Continuous growth in system products
- Micro speaker component production

Revenue Mix Forecast Update



EV Mobility Product Development Roadmap



5G AIoT Product Innovations



More Energy Saving

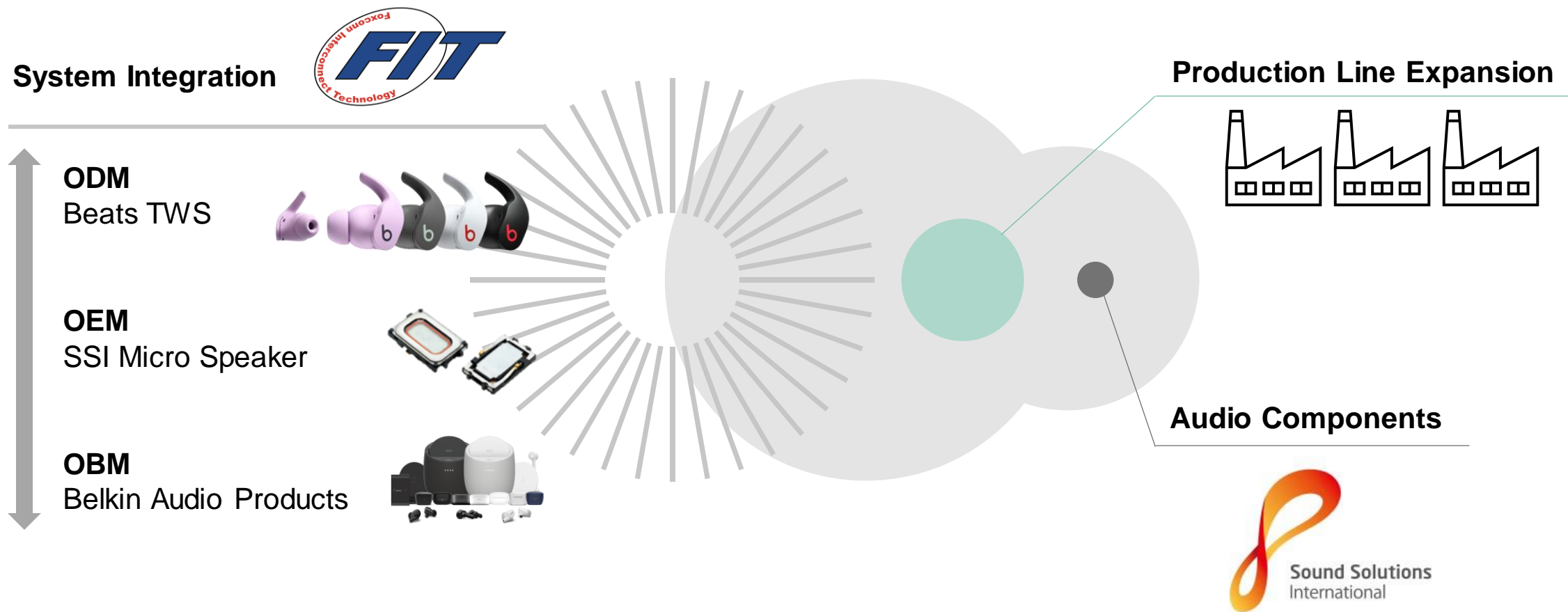


More Power Efficiency



More Open Standard

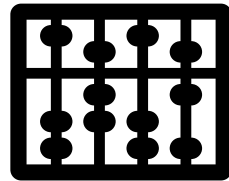
Audio Development



2023 Guidance

2023 Full Year Financials Guidance

↑ > +15% ↗ +5 – 15% → 0 ± 5 ↘ -5 – 15% ↓ > -15%



Revenue



Gross Profit

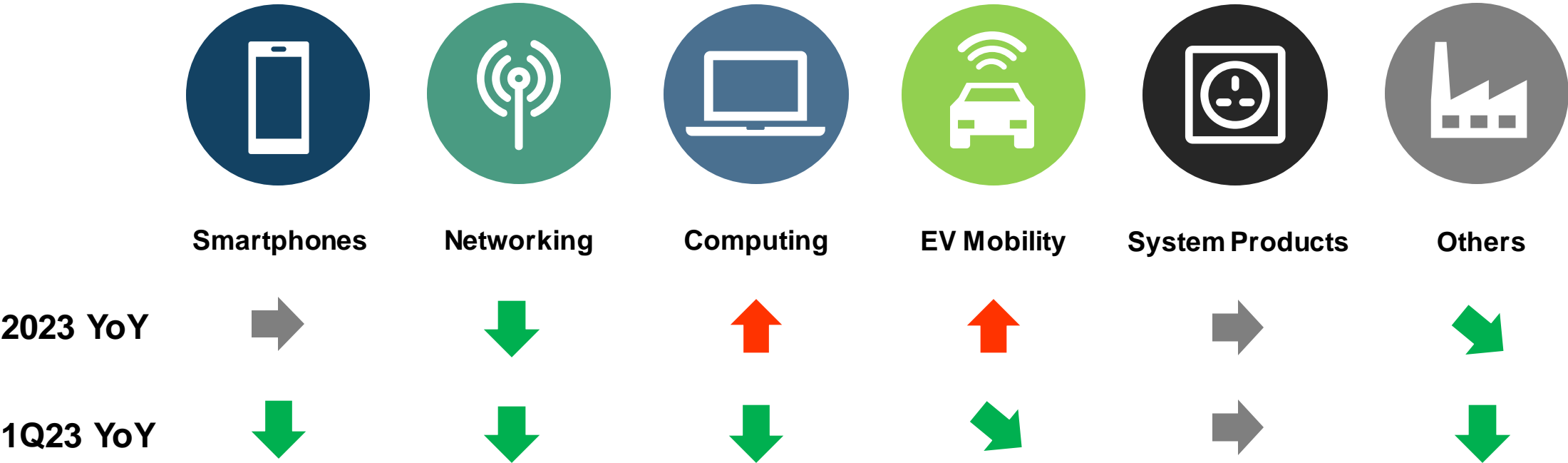


Net Profit

YoY



2023 Guidance by Segment



News Updates

Expand Global Services as Industry Trend Diversifies Footprint



Around the world

- China
- Vietnam
- Taiwan
- America
- And more to come...

Locations in China

- Kunshan
- Huai'an
- Shenzhen
- Zhenjiang
- Chongqing

Latest EV M&A

鴻海旗下鴻騰開春啟動 EV 新布局，砸 61 億收購德國車用元件製造商

作者 侯冠州 | 發布日期 2023 年 01 月 02 日 20:26 | 分類 公司治理, 電動車 | 分享 | 251 Likes | Share



鴻海旗下鴻騰精密科技 (FIT) 今日宣布以 1.86 億歐元 (約新台幣 61 億元) 併購德國車用設計元件製造商 PRETTL SWH 集團，進一步擴充 EV 關鍵零組件實力。此一交易案預計在今年第二季完成，完成後短期可為 FIT 帶來約 3.5-4 億歐元的年營收貢獻，且未來可望創造更佳的产品組合提升 FIT 整體毛利率。

Tech News

2 Jan 2023

開年首併！鴻海旗下鴻騰斥資1.86億歐元併德國車用線束廠 短期年營收挹注上看4億歐元

張家豪 | Yahoo財經特派記者
2023年1月2日

鴻海 (2317) 集團旗下鴻騰精密科技 (FIT Hon Teng) 今 (2) 日宣布以1.86億歐元，百分百併購德國汽車線束廠PRETTL SWH 集團，將水平擴充電動車關鍵零組件實力；鴻海表示，短期可望為FIT帶來約3.5-4億歐元的年營收貢獻，未來則將創造更佳的利基型產品組合提升整體毛利率。



Yahoo

2 Jan 2023



Electronics Production | January 04, 2023

Foxconn to acquire PRETTL SWH

FIT Hon Teng Limited has entered into SPA to acquire PRETTL SWH group, expanding its core capabilities in EV components and extending its mobility solutions.

Following the acquisition, PRETTL SWH group will be wholly owned by FIT. The PRETTL SWH group is based in Pfullingen, Germany, with a global footprint of 18 locations across 13 countries, with approximately 8000 employees worldwide. The company is a developer and manufacturer of sensor-, connectivity- and electrification solutions for automotive OEMs.

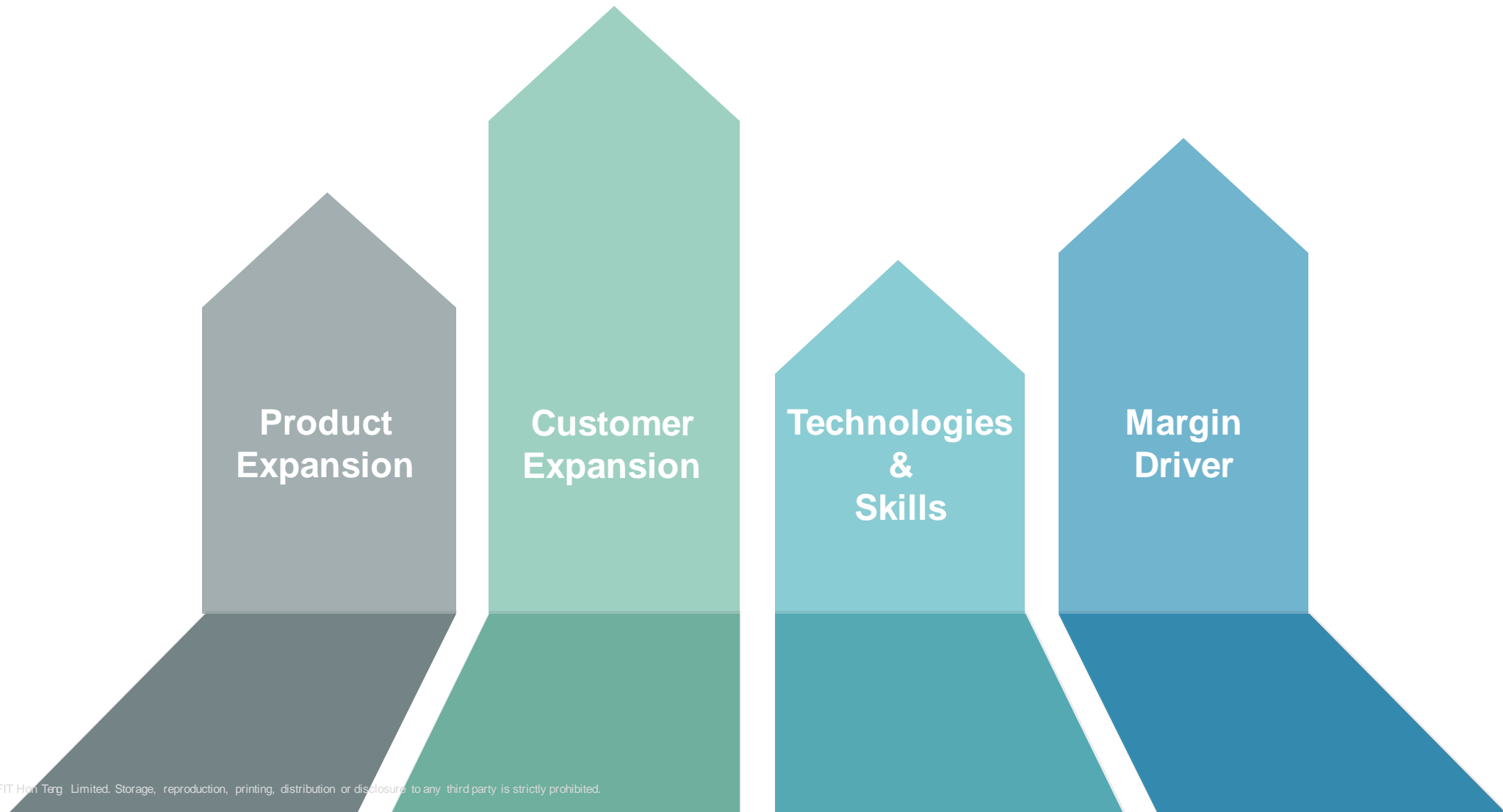
The transaction will "create synergy by combining PRETTL SWH group's high-quality module and component products with FIT's current system", a press release states.

Upon the completion of the acquisition, PRETTL SWH group is expected to contribute meaningfully to FIT's annual revenue and net income over the short and medium term.

Evertiq

4 Jan 2023

Latest EV M&A - Acquisition Benefits



2H22 News Recap



September 2022

2022-10-18 12:05

鴻騰EV產品展實力 三大面向延伸六大系列產品



香港2022年10月18日 /美通社/ -- 鴻海科技日Hon Hai Tech Day (HHTD22)在今日(10月18日)於台北熱鬧登場。FIT鴻騰精密科技 (簡稱 FIT, 港股交易代碼: 6088)也不惶多讓, 全力配合集團政策, 以「電源管理、車聯網以及人機介面」三個面向切入連接器、系統零組件發展電動車產品, 更陸續開花結果延伸出六大系列產品。

其中, 最矚目的莫過於Smart Access 產品, FIT耕耘智慧鑰匙產品多年, FIT已搶先布局多達50多個專利, 在Digital Key 3.0標準規範上, 與重量級合作夥伴共同攜手打造Smart Access解決方案, 並以軟硬體整合服務同時兼顧資訊安全與便捷的操作, 除了提供傳統車廠高階車種產品外, 未來更能應用在共享電動車的商業模式, FIT透過科技讓啟航產生更多元的可能性。完整方案將於11月8日MIH Demo Day在台北盛大展出。

October 2022



發布時間: 2022 年 11 月 8 日

新聞稿

MIH Demo Day 必看! 鴻騰攜手 NXP 整合需時推出智慧車鑰匙方案

[台北-2022 年 11 月 8 日] 鴻海旗下鴻騰精密科技 (簡稱 FIT, 港股交易代碼: 6088)攜手車用半導體廠恩智浦 (NXP Semiconductors) Smart Access 產品, 透過科技讓啟航產生更多元的可能性, 完整方案將於 11 月 8 日 MIH Demo Day 在台北盛大展出。

FIT 耕耘車用智慧鑰匙產品多年, 目前已搶先布局多達 50 多個專利, 在 Digital Key 3.0 標準規範上, 與重量級合作夥伴 NXP 共同攜手打造 Smart Access 解決方案。對消費者而言, 在保障車主資產安全的同時, 也能透過智慧科技帶來更多便捷的操作。對車廠而言, FIT 將提供更加簡潔的硬體佈建與軟體整合服務。

鴻騰長期專注於精密電子元件製造, 以「電源管理、車聯網以及人機介面」三個面向切入連接器、系統零組件發展電動車產品, 更陸續開花結果延伸出六大系列產品, 除了上述提及的 Smart Access 外, 還包括了高速連接器解決方案(High Speed Interconnect)與高壓連接器解決方案(High Voltage Interconnect)。現有車身充電插座產品為智能充電解決方案(Charging Port Solution), 發揮 FIT 優秀的設計與製造工藝, 以科技帶來安全性與實用性外, 更兼顧美學、與車身融為一體。而車內無線充電解決方案則是結合 FIT 既有技術與乘車應用場景所打造的便捷產品。智慧天線(Integrated Antenna)則是發揮 FIT 長期資通訊產業的專長與產品設計的能力, 提供車聯網的基礎設施。FIT 在布局 EV 產品多年, 成果豐碩, 未來將在車用領域持續為客戶帶來優質設計的解決方案!

November 2022



ESG Update

NET ZERO BY 2050

Honour and recognition in 2022

- Sustainalytics rated as **Low ESG risk**

Government awarded

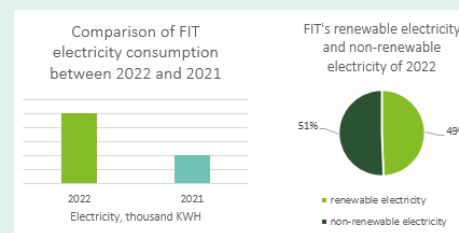
- Green Trustworthy Enterprise
- Special Equipment Safety Monitoring Workstation

Customer awarded

- Apple quality Service Excellence Team Award
- Microsoft honor of quality
- Honor 's Sail Award
- Premier service provider

Reducing greenhouse gas emissions by **42%** by 2030

KPI and measurement setting for major energy sources



>3K Patents worldwide

FIT Mainland China factories participate in Zero Waste Project 2022

Shenzhen and Kunshan factories have passed the annual validation and obtained UL2799 platinum certification.



Q&A section



belkin

wemo

PHYN

Foxconn Interconnect Technology Limited (Incorporated in the Cayman Islands and carrying on business in Hong Kong as FIT Hon Teng Limited)

鴻騰精密科技股份有限公司 (於開曼群島成立，並以鴻騰六零八八精密科技股份有限公司於香港經營業務)

Appendix

Statement of Comprehensive Income

(M'USD)	2022	2021	YoY
Revenue	4,531	4,490	+0.9%
Gross Profit	768	673	+14.0%
Gross Profit Margin	16.9%	15.0%	+190bps
Operating Profit	307	177	+73.9%
Profit before Tax	248	167	+48.2%
Income Tax Expense	(78)	(31)	+154.1%
Profit for the Year	170	137	+24.5%
Profit Attributed to :			
Owners of the Company	170	138	+23.2%
Non-controlling Interests	0.7	(0.8)	n.a.
Basic EPS	2.42	2.04	+19.1%

Balance Sheet

(K'USD)	As of 31 Dec 2022	As of 31 Dec 2021	YoY
Cash and Cash equivalents	914,045	769,447	+18.8%
Inventory	966,793	982,403	-1.6%
Receivables	720,004	1,032,829	-30.3%
Other current assets	153,218	249,206	-38.5%
Non-current assets	1,783,187	1,972,780	-9.6%
Total Assets	4,547,183	5,006,664	-9.2%
Current Liabilities	1,539,360	1,937,177	-20.5%
Non-Current Liabilities	660,884	673,904	-1.9%
Total Liabilities	2,200,244	2,611,081	-15.7%
Equity	2,346,939	2,395,583	-2.0%